

The PABTEC Algorithm for Passivity-Preserving Model Reduction of Circuit Equations

Tatjana Stykel and Timo Reis

Abstract— We present a passivity-preserving balanced truncation model reduction method for circuit equations (PABTEC). This method is based on balancing the solutions of the projected Lur’e equations and admit computable error bounds. We show how the topological structure of circuit equations can be exploited to reduce the computational complexity of the presented model reduction method.

I. INTRODUCTION

With decreasing structural size and increasing complexity of modern integrated circuits, there is a growing demand for new modelling techniques and simulation algorithms for circuit design that make use of the structure and properties of the underlying problem. The numerical treatment of complex circuit models containing hundreds of millions of equations and variables is extremely expensive with respect to both computing time and memory requirements. Therefore, the reduction of model complexity or model order reduction is of great importance.

Electronic circuits often contain large linear RLC subnetworks that consist of resistors, inductors and capacitors only. Such subnetworks are used to model interconnects, transmission lines and pin packages. Using a modified nodal analysis (MNA), linear RLC circuits can be modelled by a linear system of differential-algebraic equations (DAEs)

$$\begin{aligned} E\dot{x}(t) &= Ax(t) + Bu(t), \\ y(t) &= Cx(t), \end{aligned} \quad (1)$$

where

$$\begin{aligned} E &= \begin{bmatrix} A_c C A_c^T & 0 & 0 \\ 0 & \mathcal{L} & 0 \\ 0 & 0 & 0 \end{bmatrix}, \\ A &= \begin{bmatrix} -A_{\mathcal{R}} \mathcal{R}^{-1} A_{\mathcal{R}}^T & -A_{\mathcal{L}} & -A_{\mathcal{V}} \\ A_{\mathcal{L}}^T & 0 & 0 \\ A_{\mathcal{V}}^T & 0 & 0 \end{bmatrix}, \\ B &= \begin{bmatrix} -A_{\mathcal{I}} & 0 \\ 0 & 0 \\ 0 & -I \end{bmatrix} = C^T. \end{aligned} \quad (2)$$

Here $A_c \in \mathbb{R}^{n_{\eta}, n_c}$, $A_{\mathcal{L}} \in \mathbb{R}^{n_{\eta}, n_{\mathcal{L}}}$, $A_{\mathcal{R}} \in \mathbb{R}^{n_{\eta}, n_{\mathcal{R}}}$, $A_{\mathcal{V}} \in \mathbb{R}^{n_{\eta}, n_{\mathcal{V}}}$ and $A_{\mathcal{I}} \in \mathbb{R}^{n_{\eta}, n_{\mathcal{I}}}$ are incidence matrices describing the

This work is supported in part by the DFG Research Center MATHEON in Berlin and by the Research Network SYRENE - *System Reduction for Nanoscale IC Design* funded by the German Federal Ministry of Education and Science (BMBF), Grant No. 03STPAE3.

Tatjana Stykel and Timo Reis are with Institut für Mathematik, MA 4-5, Technische Universität Berlin, Straße des 17. Juni 136, 10623 Berlin, Germany, stykel@math.tu-berlin.de, reis@math.tu-berlin.de

circuit topology, and \mathcal{R} , \mathcal{L} and C are resistance, inductance and capacitance matrices, respectively. We will assume that

- the matrix $A_{\mathcal{V}}$ has full column rank;
- the matrix $[A_c, A_{\mathcal{L}}, A_{\mathcal{R}}, A_{\mathcal{V}}]$ has full row rank;
- the matrices \mathcal{R} , \mathcal{L} , C are symmetric, positive definite.

The first two conditions mean that the circuit does not contain loops of voltage sources and cutsets of current sources. These conditions together with positive definiteness of the element matrices guarantee that the pencil $\lambda E - A$ is *regular*, i.e., $\det(\lambda E - A) \neq 0$. Moreover, system (1), (2) is *passive*, i.e., it does not generate energy, and *reciprocal*, i.e., its transfer function $G(s) = C(sE - A)^{-1}B$ satisfies the symmetry relation $G(s) = S_{\text{ext}} G(s)^T S_{\text{ext}}$ with an external signature $S_{\text{ext}} = \text{diag}(I_{n_{\mathcal{I}}}, -I_{n_{\mathcal{V}}})$, see [1]. Passivity is an important system property in circuit design. It is well known in network theory [2] that system (1) is passive if and only if its transfer function G *positive real* meaning that G is analytic in the open right half-plane \mathbb{C}_+ and $G(s) + G^T(\bar{s})$ is positive semidefinite for all $s \in \mathbb{C}_+$.

A general idea of model reduction is to approximate the large-scale system (1) by a reduced-order model

$$\begin{aligned} \tilde{E} \tilde{\dot{x}}(t) &= \tilde{A} \tilde{x}(t) + \tilde{B} u(t), \\ \tilde{y}(t) &= \tilde{C} \tilde{x}(t), \end{aligned} \quad (3)$$

where $\tilde{E}, \tilde{A} \in \mathbb{R}^{\ell, \ell}$, $\tilde{B} \in \mathbb{R}^{\ell, m}$, $\tilde{C} \in \mathbb{R}^{m, \ell}$ and $\ell \ll n$. It is required that the approximate system (3) captures the input-output behavior of (1) to a required accuracy and preserves passivity and reciprocity.

For linear systems, a variety of passivity-preserving methods exist. These are interpolation-based methods like PRIMA [3], SPRIM [4] and spectral zero interpolation [5], [6] and also balancing-related methods [7], [8], [9], [10]. Interpolatory model reduction methods are closely related to rational Krylov subspace methods. Despite the successful application of these methods in circuit simulation, they provide good local approximations only and so far, there exist no global error bounds. Another drawback of Krylov subspace methods is the *ad hoc* choice of interpolation points that strongly influence the approximation quality. Recently, an optimal point selection strategy based on tangential interpolation has been developed [11], [12] that provides an optimal \mathbb{H}_2 approximation.

In this paper, we consider the PASSIVITY-preserving Balanced Truncation model reduction method for Electrical Circuits (PABTEC) developed first in [13]. Exploiting the circuit topological structure, we present an improvement to this method that further reduces the numerical effort in

computing the reduced-order model. Besides preservation of passivity and reciprocity, the PABTEC method provides also computable error bounds.

Throughout the paper, $\mathbb{R}^{n,m}$ denotes the space of $n \times m$ real matrices. The open right half-plane is denoted by \mathbb{C}_+ and j is the imaginary unit. The matrix A^T denotes the transpose of A . An identity matrix of order n is denoted by I_n or simply by I . We denote by $\text{im}(A)$ and $\text{ker}(A)$ the image and the kernel of the matrix A , respectively. A matrix $Z \in \mathbb{R}^{n,k}$ is called a basis matrix for a subspace $\mathcal{Z} \subset \mathbb{R}^n$ if Z has full column rank and $\text{im}(Z) = \mathcal{Z}$. A matrix $Z' \in \mathbb{R}^{n,n-k}$ is called a complementary matrix to Z if $[Z, Z']$ is nonsingular. Further, for symmetric matrices X and Y , we write $X > Y$ ($X \geq Y$) if $X - Y$ is positive definite (semidefinite).

II. PASSIVITY-PRESERVING BALANCED TRUNCATION

In this section, we describe the PABTEC method that is based on bounded real balanced truncation applied to a Moebius-transformed system.

For a square transfer function \mathbf{G} with $\det(I + \mathbf{G}(s)) \neq 0$, a *Moebius transformation* is defined as

$$\hat{\mathbf{G}}(s) = \mathcal{M}(\mathbf{G})(s) = (I - \mathbf{G}(s))(I + \mathbf{G}(s))^{-1}.$$

One can show that \mathbf{G} is positive real if and only if the Moebius-transformed function $\hat{\mathbf{G}}$ is bounded real, i.e., $\hat{\mathbf{G}}$ is analytic in \mathbb{C}_+ and $I - \hat{\mathbf{G}}(s)\hat{\mathbf{G}}^T(\bar{s})$ is positive semidefinite for all $s \in \mathbb{C}_+$, see [2].

For the transfer function $\mathbf{G}(s) = C(sE - A)^{-1}B$ of the passive system (1), we first determine $\hat{\mathbf{G}}(s) = \mathcal{M}(\mathbf{G})(s)$ which is bounded real. This function can be represented as $\hat{\mathbf{G}}(s) = \hat{C}(s\hat{E} - \hat{A})^{-1}\hat{B} + I$ with

$$\hat{E} = E, \quad \hat{A} = A - BC, \quad \hat{B} = -\sqrt{2}B = -\hat{C}^T.$$

Then using the bounded real balanced truncation method [8], [10], $\hat{\mathbf{G}}(s)$ can be approximated by a bounded real function $\hat{\mathbf{G}}_r(s) = \hat{C}_r(s\hat{E}_r - \hat{A}_r)^{-1}\hat{B}_r + I$ of lower dimension. Finally, a back transformation

$$\tilde{\mathbf{G}}(s) = \mathcal{M}^{-1}(\hat{\mathbf{G}}_r)(s) = (I - \hat{\mathbf{G}}_r(s))(I + \hat{\mathbf{G}}_r(s))^{-1}$$

will give the positive real function that can be realized as $\tilde{\mathbf{G}}(s) = \tilde{C}(s\tilde{E} - \tilde{A})^{-1}\tilde{B}$ with

$$\tilde{E} = \hat{E}_r, \quad \tilde{A} = \hat{A}_r - \frac{1}{2}\hat{B}_r\hat{C}_r, \quad \tilde{B} = -\frac{\sqrt{2}}{2}\hat{B}_r, \quad \tilde{C} = \frac{\sqrt{2}}{2}\hat{C}_r.$$

Consider the dual projected Lur'e equations

$$\begin{aligned} EX\hat{A}^T + \hat{A}XE^T + 2P_lBB^TP_l^T &= -2K_cK_c^T, \\ EXC^T - P_lBM_0^T &= -K_cJ_c^T, \\ J_cJ_c^T = I - M_0M_0^T, \quad X &= P_rXP_r^T, \end{aligned} \quad (4)$$

and

$$\begin{aligned} E^TY\hat{A} + \hat{A}^TYE + 2P_r^TC^TC P_r &= -2K_o^TK_o, \\ -E^TYB + P_r^TC^TM_0 &= -2K_o^TJ_o, \\ J_o^TJ_o = I - M_0^TM_0, \quad Y &= P_l^TY P_l, \end{aligned} \quad (5)$$

where $\hat{A} = A - BC$, P_r and P_l are the spectral projectors onto the right and left deflating subspaces of the pencil $\lambda E - \hat{A}$ corresponding to the finite eigenvalues and

$$M_0 = \lim_{s \rightarrow \infty} \hat{\mathbf{G}}(s) = I - 2 \lim_{s \rightarrow \infty} C(sE - \hat{A})^{-1}B.$$

For the passive MNA system (1), (2) these equations are solvable for $X \in \mathbb{R}^{n,n}$, $K_c \in \mathbb{R}^{n,m}$, $J_c \in \mathbb{R}^{m,m}$ and $Y \in \mathbb{R}^{n,n}$, $K_o \in \mathbb{R}^{m,n}$, $J_o \in \mathbb{R}^{m,m}$, respectively, see [13]. Moreover, there exist the extremal solutions that satisfy

$$0 \leq X_{\min} \leq X \leq X_{\max}, \quad 0 \leq Y_{\min} \leq Y \leq Y_{\max}$$

for all symmetric solutions X and Y of (4) and (5), respectively. The minimal solutions X_{\min} and Y_{\min} are called the *bounded real controllability* and *observability Gramians* of the Moebius-transformed system $\hat{\mathbf{G}}$.

In the bounded real balanced truncation method, we determine the Cholesky factors R and L of $X_{\min} = RR^T$ and $Y_{\min} = LL^T$, respectively, and compute the singular value decomposition

$$L^T E R = [U_1, U_2] \begin{bmatrix} \Pi_1 & \\ & \Pi_2 \end{bmatrix} [V_1, V_2]^T,$$

where the matrices $[U_1, U_2]$ and $[V_1, V_2]$ have orthonormal columns,

$$\begin{aligned} \Pi_1 &= \text{diag}(\pi_1 I_{l_1}, \dots, \pi_r I_{l_r}), \\ \Pi_2 &= \text{diag}(\pi_{r+1} I_{l_{r+1}}, \dots, \pi_q I_{l_q}) \end{aligned}$$

with $\pi_1 > \dots > \pi_r > \pi_{r+1} > \dots > \pi_q$. The values π_j are called the *characteristic values* of $\hat{\mathbf{G}}$. A reduced-order model for $\hat{\mathbf{G}}$ can be computed by projection onto the left and right subspaces corresponding to the dominant characteristic values. We obtain $\hat{\mathbf{G}}_r(s) = \hat{C}_r(s\hat{E}_r - \hat{A}_r)^{-1}\hat{B}_r + I$ with

$$\begin{aligned} \hat{E}_r &= \begin{bmatrix} I & 0 \\ 0 & 0 \end{bmatrix}, \quad \hat{A}_r = \begin{bmatrix} W^T(A - BC)T & 0 \\ 0 & I \end{bmatrix}, \\ \hat{B}_r &= \begin{bmatrix} -\sqrt{2}W^TB \\ B_\infty \end{bmatrix}, \quad \hat{C}_r = [\sqrt{2}CT, C_\infty], \end{aligned}$$

where $W = LU_1\Pi_1^{-1/2}$, $T = RV_1\Pi_1^{-1/2}$, and the matrices B_∞ and C_∞ are chosen such that $I - M_0 = C_\infty B_\infty$.

Using the structure of circuit equations, the model reduction procedure presented above can be made more efficient and accurate. Since the MNA matrices in (2) satisfy

$$E^T = S_{\text{int}} E S_{\text{int}}, \quad A^T = S_{\text{int}} A S_{\text{int}}, \quad B^T = S_{\text{ext}} C S_{\text{int}},$$

where

$$\begin{aligned} S_{\text{int}} &= \text{diag}(I_{n_\eta}, -I_{n_\epsilon}, -I_{n_\nu}), \\ S_{\text{ext}} &= \text{diag}(I_{n_\xi}, -I_{n_\psi}), \end{aligned}$$

we find that $P_l = S_{\text{int}} P_r^T S_{\text{int}}$ and

$$Y_{\min} = S_{\text{int}} X_{\min} S_{\text{int}} = S_{\text{int}} R R^T S_{\text{int}}^T = L L^T.$$

Thus, for the linear circuit equations (1), (2), it is enough to compute only one projector and solve only one projected Lur'e equation. Another projector and also the solution of the dual Lur'e equation are given for free. Furthermore, we can show that $L^T E R = R^T S_{\text{int}} E R$ is symmetric. Then the characteristic values π_j can be computed from an eigenvalue

Algorithm 1. Passivity-preserving balanced truncation for electrical circuits (PABTEC).

Given passive $\mathbf{G} = (E, A, B, C)$, compute a reduced-order model $\tilde{\mathbf{G}} = (\tilde{E}, \tilde{A}, \tilde{B}, \tilde{C})$.

- 1) Compute the Cholesky factor R of the minimal solution $X_{\min} = RR^T$ of the projected Lur'e equation (4).
- 2) Compute the eigenvalue decomposition

$$R^T S_{\text{int}} ER = [U_1, U_2] \begin{bmatrix} \Lambda_1 & \\ & \Lambda_2 \end{bmatrix} [V_1, V_2]^T,$$

where $[U_1, U_2]$ and $[V_1, V_2]$ have orthonormal columns, $\Lambda_1 = \text{diag}(\lambda_1, \dots, \lambda_{\ell_f})$, $\Lambda_2 = \text{diag}(\lambda_{\ell_f+1}, \dots, \lambda_{n_f})$.

- 3) Compute the eigenvalue decomposition

$$(I - M_0)S_{\text{ext}} = U_0 \Lambda_0 U_0^T,$$

where U_0 is orthogonal and $\Lambda_0 = \text{diag}(\hat{\lambda}_1, \dots, \hat{\lambda}_m)$.

- 4) Compute the reduced-order system

$$\begin{aligned} \tilde{E} &= \begin{bmatrix} I & 0 \\ 0 & 0 \end{bmatrix}, \\ \tilde{A} &= \frac{1}{2} \begin{bmatrix} 2W^T AT & \sqrt{2}W^T BC_{\infty} \\ -\sqrt{2}B_{\infty} CT & 2I - B_{\infty} C_{\infty} \end{bmatrix}, \\ \tilde{B} &= \begin{bmatrix} W^T B \\ -B_{\infty}/\sqrt{2} \end{bmatrix}, \\ \tilde{C} &= [CT, C_{\infty}/\sqrt{2}], \end{aligned} \quad (6)$$

where

$$\begin{aligned} B_{\infty} &= S_0 |\Lambda_0|^{1/2} U_0^T S_{\text{ext}}, \quad C_{\infty} = U_0 |\Lambda_0|^{1/2}, \\ W &= S_{\text{int}} R U_1 |\Lambda_1|^{-1/2}, \quad T = R U_1 S_1 |\Lambda_1|^{-1/2}, \\ S_0 &= \text{diag}(\text{sign}(\hat{\lambda}_1), \dots, \text{sign}(\hat{\lambda}_m)), \\ |\Lambda_0| &= \text{diag}(|\hat{\lambda}_1|, \dots, |\hat{\lambda}_m|), \\ S_1 &= \text{diag}(\text{sign}(\lambda_1), \dots, \text{sign}(\lambda_{\ell_f})), \\ |\Lambda_1| &= \text{diag}(|\lambda_1|, \dots, |\lambda_{\ell_f}|). \end{aligned}$$

decomposition of $R^T S_{\text{int}} ER$ instead of a more expensive singular value decomposition. Finally, using the symmetry of $(I - M_0)S_{\text{ext}}$, we can determine B_{∞} and C_{∞} from the eigenvalue decomposition of $(I - M_0)S_{\text{ext}}$. We summarize the PABTEC method in Algorithm 1.

One can show the reduced-order model computed by the PABTEC method preserves not only passivity but also reciprocity. Moreover, we have the following error bound

$$\|\tilde{\mathbf{G}} - \mathbf{G}\|_{\mathbb{H}_{\infty}} \leq \frac{\|I + \mathbf{G}\|_{\mathbb{H}_{\infty}}^2 (\pi_{r+1} + \dots + \pi_q)}{1 - \|I + \mathbf{G}\|_{\mathbb{H}_{\infty}} (\pi_{r+1} + \dots + \pi_q)}, \quad (7)$$

provided $\|I + \mathbf{G}\|_{\mathbb{H}_{\infty}} (\pi_{r+1} + \dots + \pi_q) < 1$, see [10] for details.

III. TOPOLOGICAL ANALYSIS

Using the topological structure of circuit equations, the matrix M_0 and the projector P_r can be computed in explicit form as given in the following theorem.

Theorem 1: Let E, A, B and C be as in (2). Then the matrix $M_0 = I - 2 \lim_{s \rightarrow \infty} C(sE - A + BC)^{-1} B$ and the

projector P_r onto the right deflating subspace of the pencil $\lambda E - (A - BC)$ corresponding to the finite eigenvalues along the right deflating subspace corresponding to the eigenvalue at infinity are given by

$$M_0 = \begin{bmatrix} I - 2A_{\mathcal{R}}^T Z H_0^{-1} Z^T A_{\mathcal{I}} & 2A_{\mathcal{R}}^T Z H_0^{-1} Z^T A_{\mathcal{V}} \\ -2A_{\mathcal{V}}^T Z H_0^{-1} Z^T A_{\mathcal{I}} & -I + 2A_{\mathcal{V}}^T Z H_0^{-1} Z^T A_{\mathcal{V}} \end{bmatrix}, \quad (8)$$

$$P_r = \begin{bmatrix} H_5(H_4 H_2 - I) & H_5 H_4 A_L H_6 & 0 \\ 0 & H_6 & 0 \\ -A_{\mathcal{V}}^T (H_4 H_2 - I) & -A_{\mathcal{V}}^T H_4 A_L H_6 & 0 \end{bmatrix}, \quad (9)$$

where

$$\begin{aligned} H_0 &= Z^T (A_{\mathcal{R}} \mathcal{R}^{-1} A_{\mathcal{R}}^T + A_{\mathcal{I}} A_{\mathcal{I}}^T + A_{\mathcal{V}} A_{\mathcal{V}}^T) Z, \\ H_1 &= Z_{\mathcal{C}\mathcal{R}\mathcal{I}\mathcal{V}}^T A_L \mathcal{L}^{-1} A_L^T Z_{\mathcal{C}\mathcal{R}\mathcal{I}\mathcal{V}}, \\ H_2 &= A_{\mathcal{R}} \mathcal{R}^{-1} A_{\mathcal{R}}^T + A_{\mathcal{I}} A_{\mathcal{I}}^T + A_{\mathcal{V}} A_{\mathcal{V}}^T \\ &\quad + A_L \mathcal{L}^{-1} A_L^T Z_{\mathcal{C}\mathcal{R}\mathcal{I}\mathcal{V}} H_1^{-1} Z_{\mathcal{C}\mathcal{R}\mathcal{I}\mathcal{V}}^T A_L \mathcal{L}^{-1} A_L^T, \\ H_3 &= Z_C^T H_2 Z_C, \\ H_4 &= Z_C H_3^{-1} Z_C^T, \\ H_5 &= Z_{\mathcal{C}\mathcal{R}\mathcal{I}\mathcal{V}} H_1^{-1} Z_{\mathcal{C}\mathcal{R}\mathcal{I}\mathcal{V}}^T A_L \mathcal{L}^{-1} A_L^T - I, \\ H_6 &= I - \mathcal{L}^{-1} A_L^T Z_{\mathcal{C}\mathcal{R}\mathcal{I}\mathcal{V}} H_1^{-1} Z_{\mathcal{C}\mathcal{R}\mathcal{I}\mathcal{V}}^T A_L, \\ Z &= Z_C Z'_{\mathcal{R}\mathcal{I}\mathcal{V}-c}, \end{aligned} \quad (10)$$

Z_C is a basis matrix for $\ker(A_C^T)$,

$Z_{\mathcal{C}\mathcal{R}\mathcal{I}\mathcal{V}-c}$ is a basis matrix for $\ker([A_{\mathcal{R}}, A_{\mathcal{I}}, A_{\mathcal{V}}]^T Z_C)$,

$Z'_{\mathcal{C}\mathcal{R}\mathcal{I}\mathcal{V}-c}$ is a complementary matrix to $Z_{\mathcal{C}\mathcal{R}\mathcal{I}\mathcal{V}-c}$,

$Z_{\mathcal{C}\mathcal{R}\mathcal{I}\mathcal{V}}$ is a basis matrix for $\ker([A_C, A_{\mathcal{R}}, A_{\mathcal{I}}, A_{\mathcal{V}}]^T)$.

Proof: It has been shown in [13] that

$$M_0 = I + B_0^T A_0^{-1} B_0$$

with

$$A_0 = \begin{bmatrix} -A_{\mathcal{R}} \mathcal{R}^{-1} A_{\mathcal{R}}^T - A_{\mathcal{I}} A_{\mathcal{I}}^T & -A_C & -A_{\mathcal{V}} \\ A_C^T & 0 & 0 \\ A_{\mathcal{V}}^T & 0 & -I \end{bmatrix},$$

$$B_0 = \sqrt{2} \begin{bmatrix} A_{\mathcal{I}} & 0 \\ 0 & 0 \\ 0 & I \end{bmatrix}.$$

Let

$$\begin{bmatrix} X_{11} & X_{12} \\ X_{21} & X_{22} \\ X_{31} & X_{32} \end{bmatrix} = -\frac{1}{\sqrt{2}} A_0^{-1} B_0.$$

Then the matrices X_{ij} satisfy the equations

$$(A_{\mathcal{R}} \mathcal{R}^{-1} A_{\mathcal{R}}^T + A_{\mathcal{I}} A_{\mathcal{I}}^T) X_{11} + A_C X_{21} + A_{\mathcal{V}} X_{31} = A_{\mathcal{I}}, \quad (11)$$

$$-A_C^T X_{11} = 0, \quad (12)$$

$$-A_{\mathcal{V}}^T X_{11} + X_{31} = 0, \quad (13)$$

and

$$(A_{\mathcal{R}} \mathcal{R}^{-1} A_{\mathcal{R}}^T + A_{\mathcal{I}} A_{\mathcal{I}}^T) X_{12} + A_C X_{22} + A_{\mathcal{V}} X_{32} = 0, \quad (14)$$

$$-A_C^T X_{12} = 0, \quad (15)$$

$$-A_{\mathcal{V}}^T X_{12} + X_{32} = I. \quad (16)$$

Substituting X_{31} from (13) in (11), we obtain

$$(A_{\mathcal{R}} \mathcal{R}^{-1} A_{\mathcal{R}}^T + A_{\mathcal{I}} A_{\mathcal{I}}^T + A_{\mathcal{V}} A_{\mathcal{V}}^T) X_{11} + A_c X_{21} = A_{\mathcal{I}}. \quad (17)$$

Furthermore, it follows from equation (12) that columns of X_{11} belong to $\ker(A_c^T) = \text{im}(Z_c)$, i.e., $X_{11} = Z_c Y_1$ for some matrix Y_1 . Substituting X_{11} in (17) and multiplying this equation from the left by Z_c^T , we get

$$Z_c^T (A_{\mathcal{R}} \mathcal{R}^{-1} A_{\mathcal{R}}^T + A_{\mathcal{I}} A_{\mathcal{I}}^T + A_{\mathcal{V}} A_{\mathcal{V}}^T) Z_c Y_1 = Z_c^T A_{\mathcal{I}}. \quad (18)$$

Let $Y_1 = Z_{\mathcal{R}\mathcal{I}\mathcal{V}-c} Y_{11} + Z'_{\mathcal{R}\mathcal{I}\mathcal{V}-c} Y_{12}$. Then a multiplication of (18) from the left by $(Z'_{\mathcal{R}\mathcal{I}\mathcal{V}-c})^T$ yields $H_0 Y_{12} = Z^T A_{\mathcal{I}}$ with H_0 and Z as in (10). Since H_0 is nonsingular, we have

$$\begin{aligned} X_{11} &= Z_c Z_{\mathcal{R}\mathcal{I}\mathcal{V}-c} Y_{11} + Z H_0^{-1} Z^T A_{\mathcal{I}}, \\ X_{31} &= A_{\mathcal{V}}^T (Z_c Z_{\mathcal{R}\mathcal{I}\mathcal{V}-c} Y_{11} + Z H_0^{-1} Z^T A_{\mathcal{I}}) \\ &= A_{\mathcal{V}}^T Z H_0^{-1} Z^T A_{\mathcal{I}}. \end{aligned}$$

Analogously, we find from equations (14)–(16) that

$$\begin{aligned} X_{12} &= Z_c Z_{\mathcal{R}\mathcal{I}\mathcal{V}-c} Y_{21} - Z H_0^{-1} Z^T A_{\mathcal{V}}, \\ X_{32} &= I - A_{\mathcal{V}}^T Z H_0^{-1} Z^T A_{\mathcal{V}} \end{aligned}$$

with some matrix Y_{21} . Finally, substituting the matrices X_{11} , X_{31} , X_{12} and X_{32} in

$$M_0 = I + B_0^T A_0^{-1} B_0 = \begin{bmatrix} I - 2A_{\mathcal{I}}^T X_{11} & -2A_{\mathcal{I}}^T X_{12} \\ -2X_{31} & I - 2X_{32} \end{bmatrix}$$

and taking into account that $A_{\mathcal{I}}^T Z_c Z_{\mathcal{R}\mathcal{I}\mathcal{V}-c} = 0$, we obtain the expression (8) for M_0 .

In order to prove (9), we first show that

$$Z_{\mathcal{R}\mathcal{I}\mathcal{V}} H_1^{-1} Z_{\mathcal{R}\mathcal{I}\mathcal{V}}^T = Q_{\mathcal{R}\mathcal{I}\mathcal{V}} \hat{H}_1^{-1} Q_{\mathcal{R}\mathcal{I}\mathcal{V}}^T,$$

where

$$\begin{aligned} \hat{H}_1 &= P_{\mathcal{R}\mathcal{I}\mathcal{V}}^T P_{\mathcal{R}\mathcal{I}\mathcal{V}} + Q_{\mathcal{R}\mathcal{I}\mathcal{V}}^T A_L \mathcal{L}^{-1} A_L^T Q_{\mathcal{R}\mathcal{I}\mathcal{V}}, \\ Q_{\mathcal{R}\mathcal{I}\mathcal{V}} &\text{ is a projector onto } \ker([A_c, A_{\mathcal{R}}, A_{\mathcal{I}}, A_{\mathcal{V}}]^T), \\ P_{\mathcal{R}\mathcal{I}\mathcal{V}} &= I - Q_{\mathcal{R}\mathcal{I}\mathcal{V}}. \end{aligned}$$

Since $\text{im}(Z_{\mathcal{R}\mathcal{I}\mathcal{V}}) = \text{im}(Q_{\mathcal{R}\mathcal{I}\mathcal{V}})$, the projector $Q_{\mathcal{R}\mathcal{I}\mathcal{V}}$ can be represented as $Q_{\mathcal{R}\mathcal{I}\mathcal{V}} = Z_{\mathcal{R}\mathcal{I}\mathcal{V}} \hat{Z}^T$ with $\hat{Z}^T Z_{\mathcal{R}\mathcal{I}\mathcal{V}} = I$. Then

$$\begin{aligned} I &= \hat{Z}^T Z_{\mathcal{R}\mathcal{I}\mathcal{V}} = \hat{Z}^T \hat{H}_1^{-1} \hat{H}_1 Q_{\mathcal{R}\mathcal{I}\mathcal{V}} Z_{\mathcal{R}\mathcal{I}\mathcal{V}} \\ &= \hat{Z}^T \hat{H}_1^{-1} Q_{\mathcal{R}\mathcal{I}\mathcal{V}}^T \hat{H}_1 Z_{\mathcal{R}\mathcal{I}\mathcal{V}} \\ &= \hat{Z}^T \hat{H}_1^{-1} \hat{Z} Z_{\mathcal{R}\mathcal{I}\mathcal{V}}^T \hat{H}_1 Z_{\mathcal{R}\mathcal{I}\mathcal{V}}. \end{aligned}$$

Hence, $(Z_{\mathcal{R}\mathcal{I}\mathcal{V}}^T \hat{H}_1 Z_{\mathcal{R}\mathcal{I}\mathcal{V}})^{-1} = \hat{Z}^T \hat{H}_1^{-1} \hat{Z}$. On the other hand, we have

$$(Z_{\mathcal{R}\mathcal{I}\mathcal{V}}^T \hat{H}_1 Z_{\mathcal{R}\mathcal{I}\mathcal{V}})^{-1} = (Z_{\mathcal{R}\mathcal{I}\mathcal{V}}^T A_L \mathcal{L}^{-1} A_L^T Z_{\mathcal{R}\mathcal{I}\mathcal{V}})^{-1} = H_1^{-1}.$$

Thus,

$$\begin{aligned} Z_{\mathcal{R}\mathcal{I}\mathcal{V}} H_1^{-1} Z_{\mathcal{R}\mathcal{I}\mathcal{V}}^T &= Z_{\mathcal{R}\mathcal{I}\mathcal{V}} (Z_{\mathcal{R}\mathcal{I}\mathcal{V}}^T \hat{H}_1 Z_{\mathcal{R}\mathcal{I}\mathcal{V}})^{-1} Z_{\mathcal{R}\mathcal{I}\mathcal{V}}^T \\ &= Z_{\mathcal{R}\mathcal{I}\mathcal{V}} \hat{Z}^T \hat{H}_1^{-1} \hat{Z} Z_{\mathcal{R}\mathcal{I}\mathcal{V}}^T \\ &= Q_{\mathcal{R}\mathcal{I}\mathcal{V}} \hat{H}_1^{-1} Q_{\mathcal{R}\mathcal{I}\mathcal{V}}^T. \end{aligned}$$

Analogously, we can show that $Z_c H_3^{-1} Z_c^T = Q_c \hat{H}_3^{-1} Q_c^T$, where $\hat{H}_3 = A_c C A_c^T + Q_c^T H_2 Q_c$ and Q_c is a projector onto $\ker(A_c^T)$. Thus, the matrices H_2 , H_4 , H_5 and H_6 in

(10) coincide with those in [13], where the representation (9) for the projector P_r has been proved. \blacksquare

Note that the matrices H_i in (10) are more efficient to compute than those presented in [13]. Indeed, H_1 and H_3 have smaller dimension and they are often much better conditioned than \hat{H}_1 and \hat{H}_3 used in [13]. The basis matrices Z_c and $Z_{\mathcal{R}\mathcal{I}\mathcal{V}}$ can be computed by analyzing the corresponding subgraphs of the given network graph as described in [14]. For example, the matrix Z_c can be constructed in the form

$$Z_c = \Pi_c \begin{bmatrix} \mathbb{1}_{k_1} & & & \\ & \ddots & & \\ & & \mathbb{1}_{k_r} & \\ & & 0 & \end{bmatrix},$$

where $\mathbb{1}_{k_i} = [1, \dots, 1]^T \in \mathbb{R}^{k_i}$, $i = 1, \dots, s$, and Π_c is a permutation matrix, by searching the components of connectivity [15] in the C-subgraph consisting of the capacitive branches only. As a consequence, the nonzero columns of $Z_c^T [A_{\mathcal{R}}, A_{\mathcal{I}}, A_{\mathcal{V}}]$ form an incidence matrix, and, hence, $Z_{\mathcal{R}\mathcal{I}\mathcal{V}-c}$ can also be determined from the associated graph as described above. In this case, the complementary matrix $Z'_{\mathcal{R}\mathcal{I}\mathcal{V}-c}$ required for M_0 is just a selector matrix constructed from the identity matrix by removing some columns. One can see that the resulting basis matrices and also the matrices H_2 , H_3 , H_5 and H_6 are sparse. Of course, the projector P_r will never be constructed explicitly. Instead, we use projector-vector products required in the numerical solution of the Lur'e equation.

IV. COMPUTING THE GRAMIANS

In order to compute the Gramian X_{\min} we have to solve the projected Lur'e equation (4). If $D_0 = I - M_0 M_0^T$ is nonsingular, then this equation is equivalent to the projected Riccati equation

$$\begin{aligned} (A - BC) X E^T + E X (A - BC)^T + 2P_l B B^T P_l^T \\ + 2(EXC^T - P_l B M_0^T) D_0^{-1} (EXC^T - P_l B M_0^T)^T = 0, \\ X = P_r X P_r^T. \end{aligned} \quad (19)$$

that can be solved via Newton's method. This method was first developed for standard Riccati equations ($E = I$) [16], [17] and then extended in [10], [18] to projected Riccati equations. In each Newton iteration, we have to solve the projected Lyapunov equations of the form

$$E X F^T + F X E^T = -P_l G G^T P_l^T, \quad X = P_r X P_r^T \quad (20)$$

with given matrices E , F , G , the projector P_r as in (9) and $P_l = S_{\text{int}} P_r^T S_{\text{int}}$. Such equations can be solved using the generalized alternating direction implicit (ADI) method [19]. Low-rank version of this method provides low-rank Cholesky factors of the solution of (20) that allow, finally, to determine an approximate solution of the projected Riccati equation (19) in factored form $X_{\min} \approx \tilde{R} \tilde{R}^T$ with $\tilde{R} \in \mathbb{R}^{n,k}$ and $k \ll n$, see [10] for details.

The most expensive step in the ADI method is solving linear systems of the form $(E + \tau F)z = f$ with different

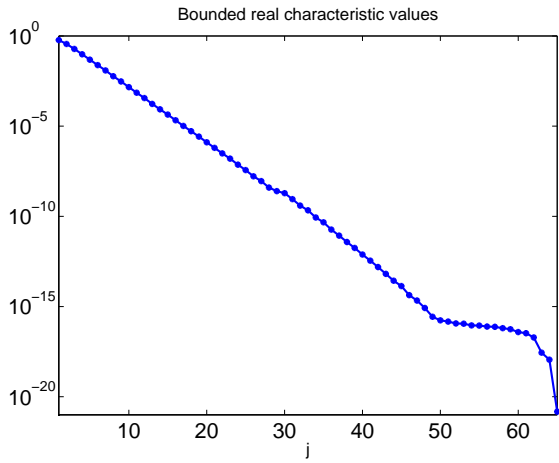


Fig. 1. The bounded real characteristic values of the Moebius-transformed system.

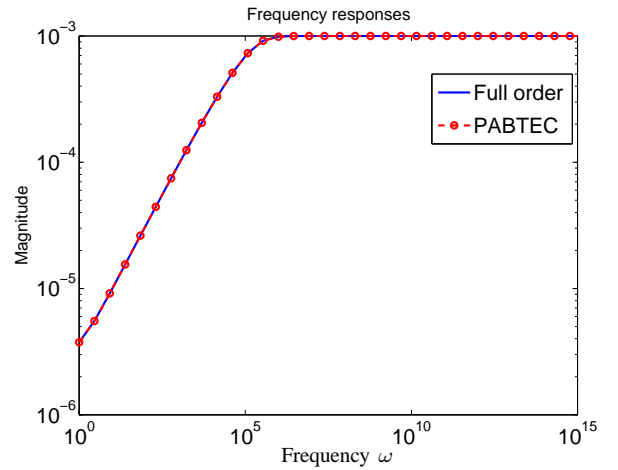


Fig. 2. The frequency responses of the original and the reduced-order models.

parameters τ . This can be done either by computing sparse LU factorization or by using Krylov subspace methods [20].

In case of singular $I - M_0 M_0^T$, small to medium-sized DAE systems can be transformed similarly to the standard state space case [21] to systems of smaller dimension for which the bounded real projected Riccati equations exist. For large-scale problems, the numerical solution of Lur'e equations requires further investigations.

V. NUMERICAL EXAMPLE

In this section, we present some results of numerical experiments to demonstrate the feasibility of the PABTEC method for large-scale circuit equations.

We consider a transmission line model consisting of a scalable number of RLC ladders. We have a reciprocal passive DAE system of order $n = 127\,869$ with a single input and a single output. The minimal solution of the projected Riccati equation (19) was approximated by a low-rank matrix $X_{\min} \approx \tilde{R}\tilde{R}^T$ with $\tilde{R} \in \mathbb{R}^{n,84}$ using Newton's method. Figure 1 shows that the characteristic values decay rapidly, so we can expect a good approximation by a reduced-order model. The original system was approximated by a model of order $\ell = 24$. In Figure 2 we present the magnitude of the frequency responses $G(j\omega)$ and $\tilde{G}(j\omega)$ for a frequency range $\omega \in [1, 10^{15}]$. We also display in Figure 3 the absolute error $|\tilde{G}(j\omega) - G(j\omega)|$ and the error bound (7).

REFERENCES

- [1] T. Reis, "Circuit synthesis of passive descriptor systems - a modified nodal approach," *Int. J. Circuit Theory Appl.*, vol. 38, no. 1, pp. 44–68, 2010.
- [2] B. Anderson and S. Vongpanitlerd, *Network Analysis and Synthesis*. Englewood Cliffs, NJ: Prentice Hall, 1973.
- [3] A. Odabasioglu, M. Celik, and L. Pileggi, "PRIMA: Passive reduced-order interconnect macromodeling algorithm," *IEEE Trans. Computer-Aided Design Integr. Circuits Syst.*, vol. 17, no. 8, pp. 645–654, 1998.
- [4] R. Freund, "Structure-preserving model order reduction of RCL circuit equations," in *Model Order Reduction: Theory, Research Aspects and Applications*, ser. Mathematics in Industry, H. v. d. V. W.H.A. Schilders and J. Rommes, Eds. Berlin, Heidelberg: Springer-Verlag, 2008, vol. 13, pp. 49–73.

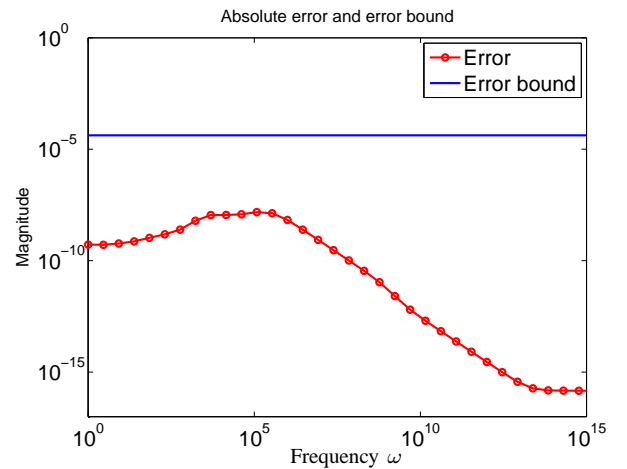


Fig. 3. The absolute error $|\tilde{G}(j\omega) - G(j\omega)|$ and the error bound (7).

- [5] R. Ionutiu, J. Rommes, and A. Antoulas, "Passivity-preserving model reduction using dominant spectral-zero interpolation," *IEEE Trans. Computer-Aided Design Integr. Circuits Syst.*, vol. 27, no. 12, pp. 2250–2263, 2008.
- [6] D. Sorensen, "Passivity preserving model reduction via interpolation of spectral zeros," *Systems Control Lett.*, vol. 54, no. 4, pp. 347–360, 2005.
- [7] S. Gugercin and A. Antoulas, "A survey of model reduction by balanced truncation and some new results," *Internat. J. Control*, vol. 77, no. 8, pp. 748–766, 2004.
- [8] P. Odenacker and E. Jonckheere, "A contraction mapping preserving balanced reduction scheme and its infinity norm error bounds," *IEEE Trans. Circuits Syst. I Regul. Pap.*, vol. 35, no. 2, pp. 184–189, 1988.
- [9] J. Phillips, L. Daniel, and L. Silveira, "Guaranteed passive balancing transformations for model order reduction," *IEEE Trans. Computer-Aided Design Integr. Circuits Syst.*, vol. 22, no. 8, pp. 1027–1041, 2003.
- [10] T. Reis and T. Stykel, "Positive real and bounded real balancing for model reduction of descriptor systems," *Internat. J. Control*, vol. 83, no. 1, pp. 74–88, 2010.
- [11] A.C. Antoulas, C. Beattie and S. Gugercin, "Interpolatory model reduction of large-scale dynamical systems," in *Efficient Modeling and Control of Large-Scale Systems*, J. Mohammadpour and K. Grigoriadis, Eds. Springer-Verlag, 2010, to appear.
- [12] S. Gugercin, A. Antoulas, and C. Beattie, " \mathcal{H}_2 model reduction for large-scale linear dynamical systems," *SIAM J. Matrix Anal. Appl.*, vol. 30, no. 2, pp. 609–638, 2008.

- [13] T. Reis and T. Stykel, "PABTEC: Passivity-preserving balanced truncation for electrical circuits," *IEEE Trans. Computer-Aided Design Integr. Circuits Syst.*, 2010, to appear.
- [14] D. Estévez Schwarz, "A step-by-step approach to compute a consistent initialization for the MNA," *Internat. J. Circuit Theory Appl.*, vol. 30, pp. 1–16, 2002.
- [15] D. Jungnickel, *Graphs, Network and Algorithms*. Berlin, Heidelberg: Springer-Verlag, 2005.
- [16] P. Benner, "Numerical solution of special algebraic Riccati equations via exact line search method," in *Proceedings of the European Control Conference (ECC97), Paper 786*. Waterloo, Belgium: BELWARE Information Technology, 1997.
- [17] A. Varga, "On computing high accuracy solutions of a class of Riccati equations," *Control Theory Adv. Techn.*, vol. 10, pp. 2005–2016, 1995.
- [18] T. Stykel, "Balancing-related model reduction of circuit equations using topological structure," in *Model Reduction for Circuit Simulation*, ser. Lecture Notes in Electrical Engineering, P. Benner, M. Hinze, and J. ter Maten, Eds. Berlin/Heidelberg: Springer-Verlag, 2010.
- [19] —, "Low-rank iterative methods for projected generalized Lyapunov equations," *Electron. Trans. Numer. Anal.*, vol. 30, pp. 187–202, 2008.
- [20] Y. Saad, *Iterative Methods for Sparse Linear Systems*. Boston, MA: PWS Publishing Company, 1996.
- [21] H. Weiss, Q. Wang, and J. Speyer, "System characterization of positive real conditions," *IEEE Trans. Automat. Control*, vol. 39, no. 3, pp. 540–544, 1994.